

THE LEATHER EDGE INC.

BT-126-TL

CM-126-HS

**D08
IN-ST-2500**

BT-126-HS

NEW FRONTIER FOR THE EDGE PAINT!

MAX DENSE EDGE PAINT

SEMI-DENSE EDGE PAINT

SEMI-DENSE EDGE PAINT

SINGLE COAT FINISH!

COLOR: WHITE
ODOUR: ESTER
PROPERTY: HYBRID PU
COVERAGE: EXCELLENT
DRYING TIME: +-9MINS
VISCOCITY: MILK

PROCESS:

- CLEAN THE CUT EDGE AREA GENTLY WITH A CLEAN CLOTH
- APPLY 1 COAT OF BT-126-TL BY HAND OR MACHINE.
- ALLOW DRYING TIME OF 15-20 MINUTES.
(FOR SMOOTH FINISH)
- BUFF THE EDGE LIGHTLY USING Chemi Co. SUPERFINE BUFFING WHEEL.
- APPLY A 2ND COAT OF BT-126-TL AND ALLOW TO DRY FOR 30MINUTES.

SINGLE/DOUBLE COAT
FINISH

COLOR: MILKY WHITE
ODOUR: ESTER
PROPERTY: ACRYLIC/PU
EMULSION
COVERAGE: GOOD
DRYING TIME: +-12MINS
VISCOCITY: HONEY

PROCESS:

- CLEAN THE CUT EDGE AREA GENTLY WITH A CLEAN CLOTH
- APPLY 1 COAT OF CM-126-HS BY HAND OR MACHINE.
- ALLOW DRYING TIME OF 15-20 MINUTES.
(FOR SMOOTH FINISH)
- BUFF THE EDGE LIGHTLY USING Chemi Co. SUPERFINE BUFFING WHEEL.
- APPLY A 2ND COAT OF CM-126-HS AND ALLOW TO DRY FOR 30MINUTES.

DOUBLE COAT FINISH

COLOR: WHITE
ODOUR: ESTER
PROPERTY: HYBRID PU
COVERAGE: GOOD
DRYING TIME: +-10MINS
VISCOCITY: HONEY

PROCESS:

- CLEAN THE CUT EDGE AREA GENTLY WITH A CLEAN CLOTH
- APPLY 1 COAT OF D08 IN-ST2500 BY HAND OR MACHINE.
- ALLOW DRYING TIME OF 15-20 MINUTES.
(FOR SMOOTH FINISH)
- BUFF THE EDGE LIGHTLY USING Chemi Co. SUPERFINE BUFFING WHEEL.
- APPLY A 2ND COAT OF D08 IN-ST2500 AND ALLOW TO DRY FOR 30MINUTES.

TRIPLE COAT FINISH

COLOR: WHITE
ODOUR: ESTER
PROPERTY: HYBRID PU
COVERAGE: GOOD
DRYING TIME: +-10MINS
VISCOCITY: MILK

PROCESS:

- CLEAN THE CUT EDGE AREA GENTLY WITH A CLEAN CLOTH
- APPLY 1 COAT OF BT-126-HS BY HAND OR MACHINE.
- ALLOW DRYING TIME OF 15-20 MINUTES.
- APPLY A 2ND COAT OF BT-126-HS AND ALLOW TO DRY FOR 30MINUTES.
(FOR SMOOTH FINISH)
- BUFF THE EDGE LIGHTLY USING Chemi Co. SUPERFINE BUFFING WHEEL.
- APPLY A 3RD COAT OF BT-126-HS AND ALLOW TO DRY FOR 2HRS.

RECOMMENDED FOR PU/ REXINE/ARTIFICIAL LEATHERS

- CLEAN THE CUT EDGE AREA GENTLY WITH A CLEAN CLOTH
- APPLY 1 COAT OF BT-126-TL BY HAND OR MACHINE.
- ALLOW DRYING TIME OF 15-20 MINUTES.
- FOR SMOOTH FINISH, BUFF THE EDGE LIGHTLY USING Chemi Co. SUPERFINE BUFFING WHEEL.
- APPLY A 2ND COAT OF BT-126-TL AND ALLOW TO DRY FOR 30MINUTES.

PU TOP COAT
COLOR: MILKY WHITE
ODOUR: ESTER
PROPERTY: ACRYLIC/PU EMULSION
COVERAGE: GOOD
DRYING TIME: +-12MINS
VISCOCITY: HONEY

Ri840I-6

EDGE FILLERS:



SEALS EDGES OF LEATHER/PU AND PROVIDES EXCELLENT COVERAGE:

- CLEAN THE CUT EDGE AREA GENTLY WITH A CLEAN CLOTH
- APPLY 1 COAT OF BT-126-FL BY HAND OR MACHINE.
- ALLOW DRYING TIME OF 15-20 MINUTES.
- APPLY A 2ND COAT OF BT-126-FL AND ALLOW TO DRY FOR 30MINUTES.
- FOR SMOOTH FINISH, BUFF THE EDGE LIGHTLY USING Chemi Co. SUPERFINE BUFFING WHEEL.

RECOMMENDED FOR OILY LEATHERS AND PU/REXINE

EVEN BETTER AND MORE COVERAGE!

- CLEAN THE CUT EDGE AREA GENTLY WITH A CLEAN CLOTH
- APPLY 1 COAT OF EF20 CM-126-FL BY HAND OR MACHINE.
- ALLOW DRYING TIME OF 15-20 MINUTES.
- FOR SMOOTH FINISH, BUFF THE EDGE LIGHTLY USING Chemi Co. SUPERFINE BUFFING WHEEL.


RECOMMENDED FOR OILY LEATHERS

EDGE INK MACHINE

EDGE INK MACHINE
BIG

EDGE INK MACHINE
SEMI AUTOMATIC

EDGE INK MACHINE
MANUAL




EDGE INK PEN

EDGE INK MACHINE
DUAL ROLLER

EDGE BUFFING
MACHINE AUTOMATIC

EDGE INK BUFFING
WHEELS




EDGE INKS AND SHOE
FINISHERS

WATER BASED
ADHESIVE

HARD/ SOFT WAXES
FOR BURNISHING

ACRYLIC COLORS



OFFICE: 11/C, GOBRA GOROSTHAN ROAD, KOLKATA 700046
LAB & FACTORY: KOLKATA LEATHER COMPLEX, ZONE-5,
PLOT-361.

CONTACT: +91 9674109465 / 9339000544

SERVICE BOOKING: +91 8697045234 / 9051667495